



lumini Solucoes em Iluminacao LTDA
www.lumini.com.br
Email:laboratorio@lumini.com.br
Tel:+55 11 3437-5555 Fax:+55 11 3437-5555
Address:Rua Ferreira Viana, 716 - Socorro - São Paulo/SP

lumini

LumCAT:

Luminaire: solum cob fm

LampCAT: modulo led 8.5W 30K irc 90

Ballast type: led driver 180mA

Report No:

Voltage(V): 127.0000

Test No:

Current(A): 0.0590

Number of Lamps: 1

Power (W): 7.3500

Lamp flux(lm): 750.0

PF: 0.9300

Length(mm): 130

Width(mm): 130

Phm Type: C

Height(mm): 0

Photometric Results

Lumens(lm): 562.53, Efficiency(%): 75.00% , Luminous Efficacy(lm/W): 76.53

Central intensity(cd): 1881.357, Maximum intensity(cd): 1881.357

Angle of maximum intensity: C=0.0 γ =0.0

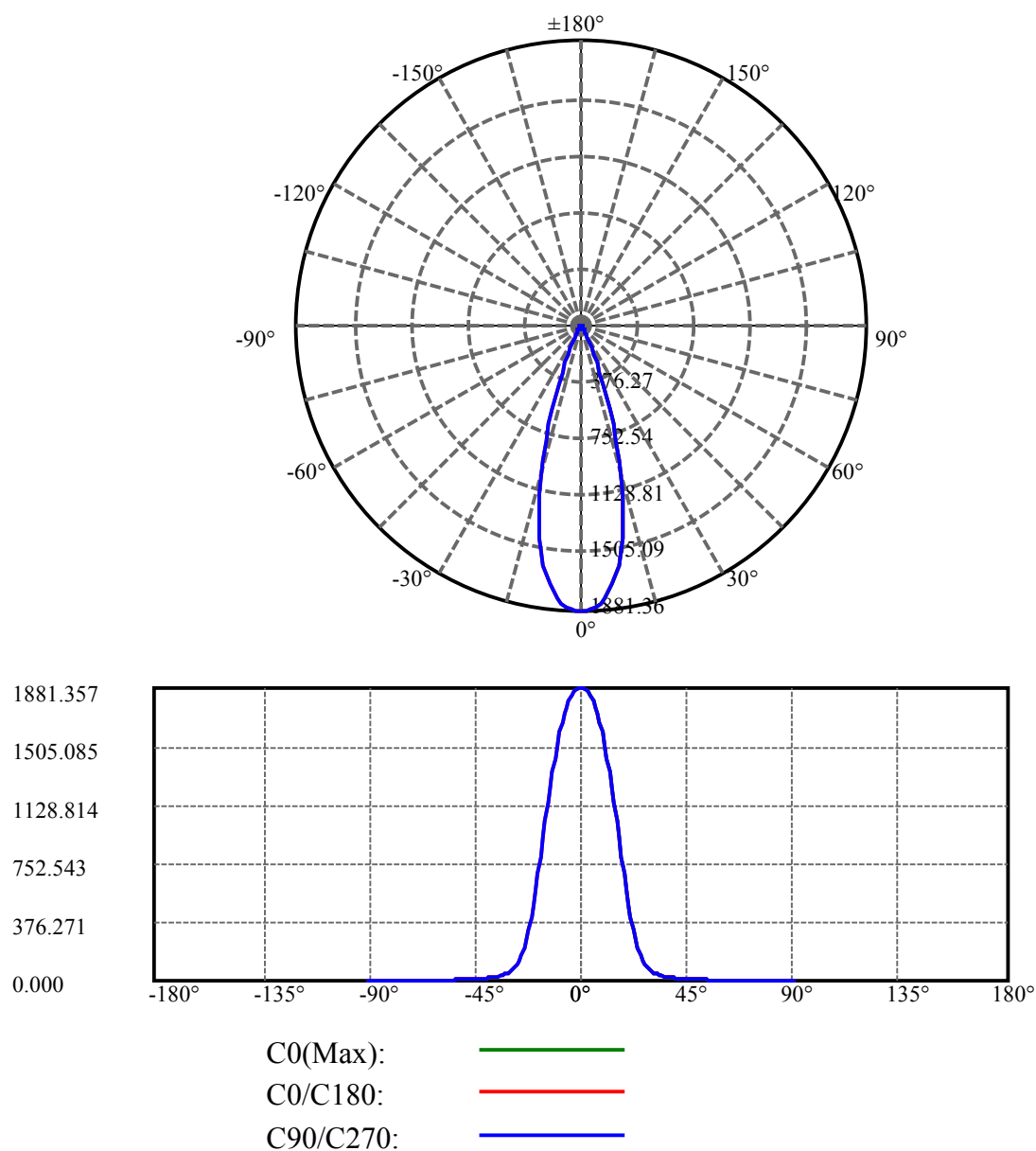
Beam angle of C0 plane : 31.57

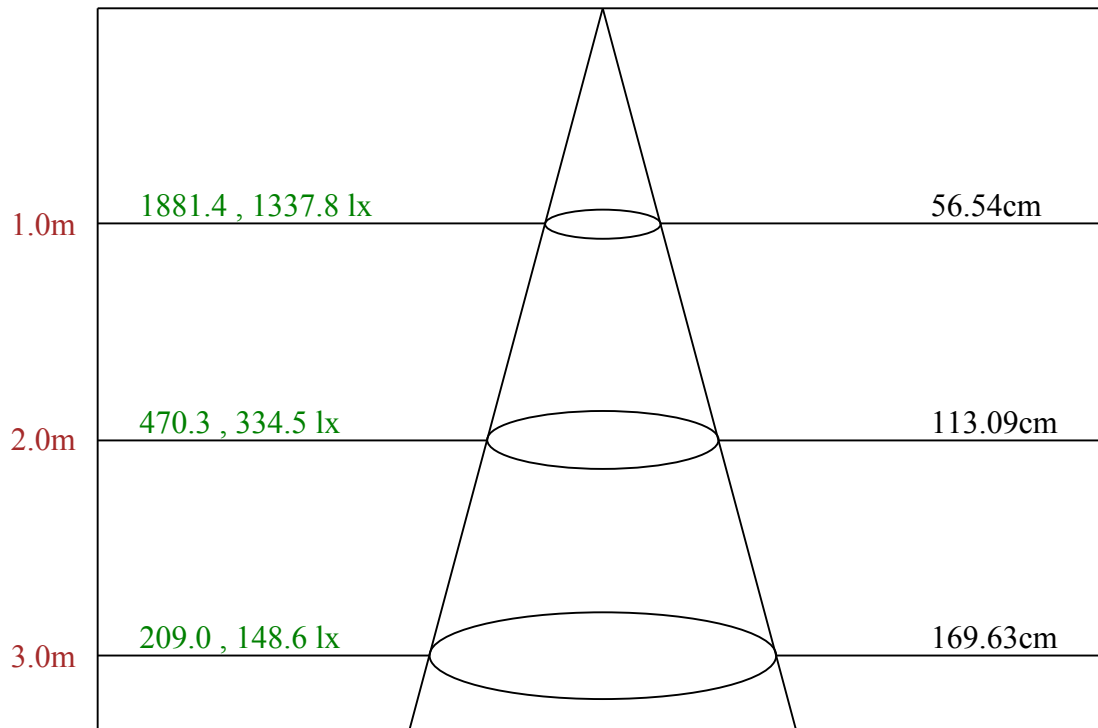
Aveage BeamAngle(IEC 61341):31.57

Equipment: equipamento lumini
Temperature(°C): 25.5

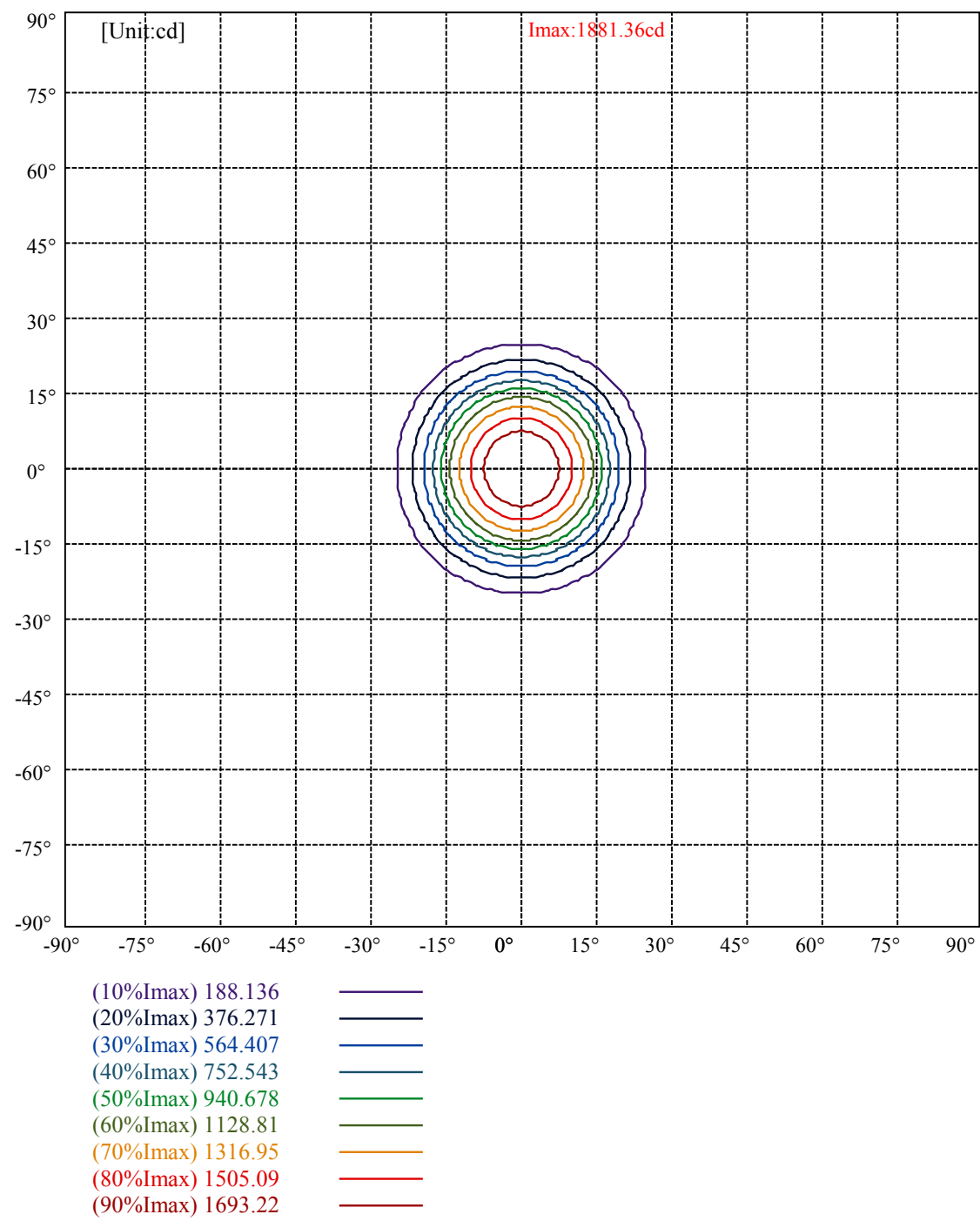
Date: 16/09/2024
Humidity(%): 55.0%

Operator: 01
Distance(m): 6.90





Max , Ave Beam angle of C0 plane 31.57



lumini

Luminance Limiting Curve(no luminous side)

Appendix Page: 5 Total:6

Luminance Table

γ	45	50	55	60	65	70	75	80	85
C0	936	728	516	372	307	329	414	584	1131
C45	936	728	516	372	307	329	414	584	1131
C90	936	728	516	372	307	329	414	584	1131

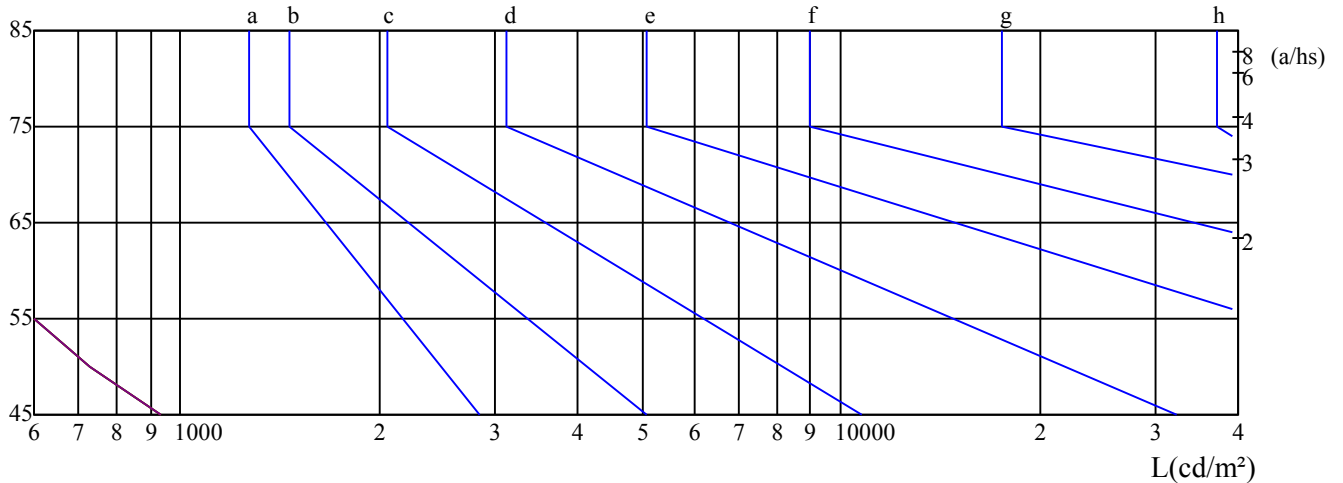
L(Hor)(65)	L(Ver)(65)	L45(65)	L(Hor)(75)	L(Ver)(75)	L45(75)	L(Hor)(85)	L(Ver)(85)	L45(85)
307	307	307	414	414	414	1131	1131	1131

Glare Table

Glare	Quality	Service Values Illuminance(lx)							
1.15	A	2000	1000	500	≤ 300				
1.5	B		2000	1000	500	≤ 300			
1.85	C			2000	1000	500	≤ 300		
2.2	D				2000	1000	500	≤ 300	
2.55	E					2000	1000	500	≤ 300
		a	b	c	d	e	f	g	h

Luminance Limiting Curve

$\gamma(^{\circ})$



C0 ———

C45 ———

C90 ———

Equipment: equipamento lumini
Temperature($^{\circ}$ C): 25.5

Date: 16/09/2024
Humidity(%): 55.0%

Operator: 01
Distance(m): 6.90

Illumination assessment according UGR											
Rf of Ceiling	70	70	50	50	30	70	70	50	50	30	
Rf of Wall	50	30	50	30	30	50	30	50	30	30	
Rf of Floor	20	20	20	20	20	20	20	20	20	20	
Room dimensions		Viewed crosswise					Viewed endwise				
X	Y										
2H	2H	2.82	3.75	3.18	4.06	4.37	2.82	3.75	3.18	4.06	4.37
	3H	3.15	3.97	3.53	4.31	4.65	3.15	3.97	3.53	4.31	4.65
	4H	3.50	4.26	3.90	4.62	4.99	3.50	4.26	3.90	4.62	4.99
	6H	4.13	4.83	4.55	5.21	5.61	4.13	4.83	4.55	5.21	5.61
	8H	4.59	5.26	5.01	5.64	6.05	4.59	5.26	5.01	5.64	6.05
	12H	5.23	5.86	5.65	6.25	6.67	5.23	5.86	5.65	6.25	6.67
4H	2H	2.77	3.53	3.17	3.89	4.25	2.77	3.53	3.17	3.89	4.25
	3H	3.27	3.91	3.70	4.31	4.72	3.27	3.91	3.70	4.31	4.72
	4H	3.87	4.42	4.31	4.84	5.29	3.87	4.42	4.31	4.84	5.29
	6H	4.75	5.24	5.22	5.69	6.14	4.75	5.24	5.22	5.69	6.14
	8H	5.42	5.87	5.91	6.33	6.80	5.42	5.87	5.91	6.33	6.80
	12H	6.30	6.71	6.79	7.17	7.69	6.30	6.71	6.79	7.17	7.69
8H	4H	4.06	4.51	4.54	4.97	5.44	4.06	4.51	4.54	4.97	5.44
	6H	5.23	5.60	5.74	6.08	6.59	5.23	5.60	5.74	6.08	6.59
	8H	6.17	6.48	6.71	7.00	7.50	6.17	6.48	6.71	7.00	7.50
	12H	7.33	7.56	7.87	8.08	8.60	7.33	7.56	7.87	8.08	8.60
12H	4H	4.12	4.54	4.61	4.99	5.51	4.12	4.54	4.61	4.99	5.51
	6H	5.45	5.76	5.99	6.28	6.78	5.45	5.76	5.99	6.28	6.78
	8H	6.48	6.71	7.02	7.23	7.75	6.48	6.71	7.02	7.23	7.75
Variation with the observer position at spacings:											
S = 1.0H		2.1/-1.8					2.1/-1.8				
S = 1.5H		3.0/-1.9					3.0/-1.9				
S = 2.0H		3.8/-1.7					3.8/-1.7				
Standard tables:		BKBF					BKBF				
Uncorrected UGR		-9.5					-9.5				

依据CIE Publ. 117 计算 UGR, S/H = 0.25